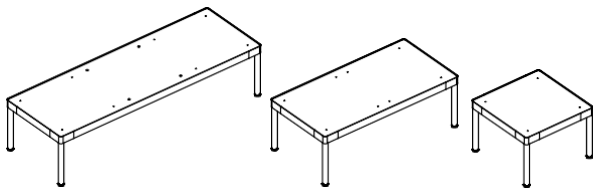
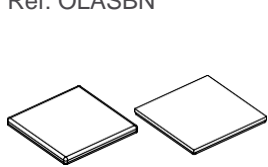


# Olly Breakout Activity Space

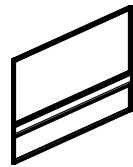
The building blocks to create collaborative common areas



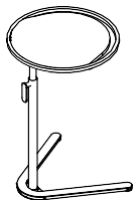
Metal bench  
1800W, 1200W, 600W x 620D x 470H  
Ref: OLASBN



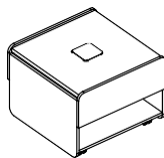
Soft-solid surface  
610W x 610D x 730H  
Ref: OLASSU



Partition screen 30mm  
1190W x 30D x 1200H  
Ref: OLASPA



Adjustable stand  
560Ø x 730H-1000H  
Ref: OLASAS



Mobile unit  
640W x 640D x 470H  
Ref: OLASMU

Key features and description:

- E0 top grade melamine panels
- Built-to-last design steel legs and frame
- Adjustable stand with extra attachment
- Mobile unit with soft-solid surface and/or data and power solutions
- 30mm partitions system with cable management, with optional pinnable or whiteboard surface
- Soft surfaces and supports
- Complete 5 years manufacturer guarantee

This modular system can be easily customized with the use of solid and soft surfaces, fixed or mobile, following the required applications. It is possible to incorporate both data and power solutions to every surface and partition. The aim of this range is to create spontaneous shared spaces, invoking a more collaborative environment and to provide connectivity anywhere anytime.

# Olly Breakout Activity Space



The bench frame is available in three lengths allowing to set up countless common area configurations. The mobile unit can be moved around and used as a secondary work or seating surface. It may also be equipped with data and power outlets.

The stand allows height adjustments between sit and standing positions and the round rail on the surface can integrate attachments such as the tablet clamp, as shown in the picture, or additional accessories for more applications.

