



W: [www.colourwisestationery.com](http://www.colourwisestationery.com)  
E: [info@colourwisestationery.com](mailto:info@colourwisestationery.com)  
P: +61 3 9557 7436

**AUSTRALIA OFFICE**

A: 75 Premier Drive, Campellfield, Victoria 3061

**NEW ZEALAND OFFICE**

A: 7A Hotunui Drive, Mt.Wellington, Auckland 1060

**HONG KONG OFFICE**

A: 506-508, Fifth Floor, Fonda Ind'l Bldg, 37-39 Au Pui Wan St, Fo Tan, New Territories

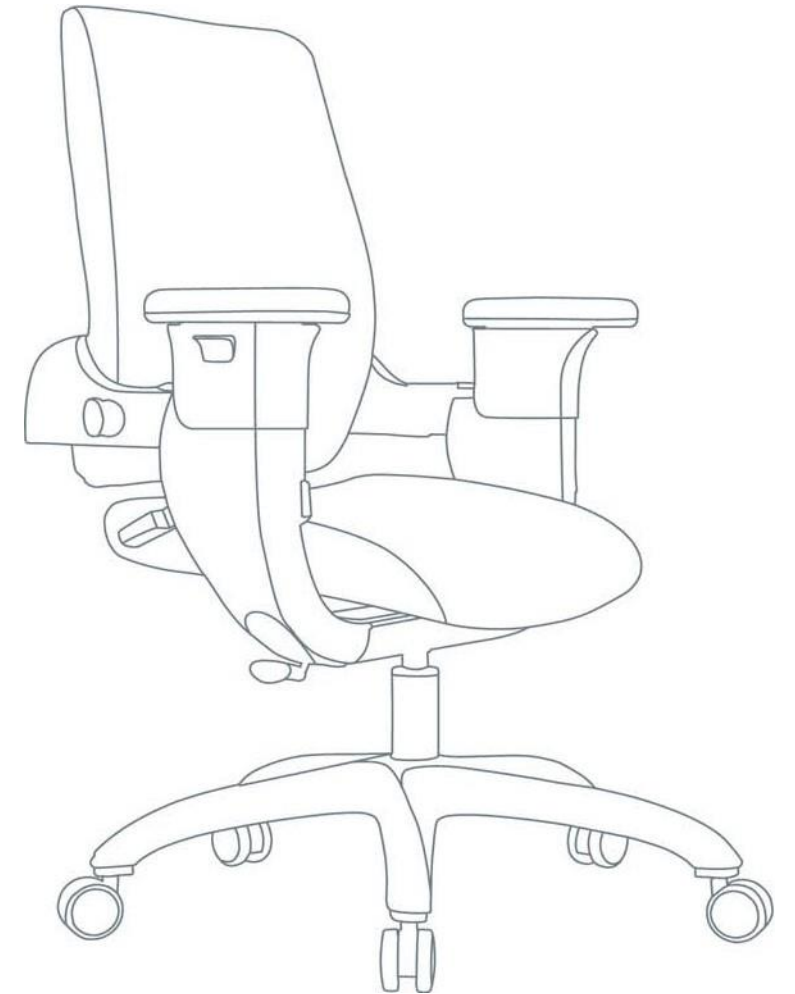
**CHINA OFFICE**

A: 3 Block, Sunlight Industry Zone, Anji County, Zhejiang Province



COLOURWISE  
**OFFICE  
CHAIR**

The Pioneer of Ergonomic Seating



# The Revolutionary **BACKCARE** OFFICE CHAIR



**HLC-1480F-2**

## **BACKCARE ERGONOMIC POSTURE SEATING**

The most advanced ergonomic seating in the market, giving assistance and support where its needed most - the lower & middle back.  
The chair improves the positional posture of the user.



**HLC-1480F-2**

# BACKCARE

OFFICE CHAIR



- Correct spinal alignment and posture is vital to good back health:**
- Our Patented counter balancing tilt keeps the lumbar support in perfect alignment as you move through the entire range of postures
  - The natural motion automatically supports movement through the full range of ANSI recommended postures
  - The natural pivot point of seated posture is above the seat, around the navel

HLC-1480F-2

# BACKCARE

OFFICE CHAIR



- Height Adjustable Arm:**
- Arms are adjustable for height and sliding to the position for **you need**
  - Tilt up or down and/or adjust the height



- Forward or Backward Adjustable Arm:**
- You can sliding the arm rest pad forward or backward to the desired position



- Counter Balancing Motion:**
- The only ergonomic chair that offers true counterbalanced motion



- Back Depth Adjustment:**
- The chair can be adjusted to fit all body types & sizes

# EXTREME OFFICE CHAIR



HLC-2003FX

## EXTREME OFFICE CHAIR

- Body friendly design provides comfort throughout your working day
- **Tilt Tension** control lets you adjust the ease and rate of the chair's recline while
- **Tilt Lock** lets you lock it in the upright position
- **Waterfall Seat Cushion** slopes slightly downward to help reduce stress on your legs



**Tilt Mechanism**  
Tilt controls for optimal positioning.



**Seat Depth Adjustment**  
One touch seat-depth adjustment for proper posture



**Fully Extended Footrest**  
Easy to pull out footrest beneath seat, working together with the tilt mechanism makes the chair fully extendable



HLC-2003FX




HLC-2003FX-1K



### Large Headrest

A Large Headrest provides the most comfortable ergonomic support



### High Flexible Mesh

Providing strong support for your back, with the air circulating freely through the mesh



### Adjustable Arm

The armrest adjusts in unison with the backrest

PUMA  
OFFICE CHAIR



HLC-1388F-1K



**Tilt Mechanism**  
Tilt controls for optimal positioning. Find your perfect position instantly




**Adjustable Headrest**  
Adjustable headrest height and pivot headrest to most comfortable angle

**Elastic Lumbar Support**  
The unique design of lumbar support creates the elasticity to support the lumbar perfectly. It pivots to follow your body movement to keep the spine in its natural posture



HLC-1388F-1K





# LIBERTY OFFICE CHAIR



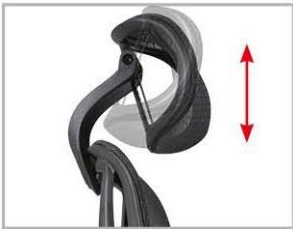
HLC-1888F-1

## LIBERTY OFFICE CHAIR

- Body friendly ergonomic design provides comfort throughout your working day
- Tilt Tension control adjusts the ease and rate of the chair's recline
- Tilt Lock lock allows the chair to be locked in the upright position
- Waterfall seat cushion slopes slightly downward to help reduce stress on legs




**Tilt Mechanism**  
Tilt control provides for optimal positioning



**Headrest Adjustable**  
Adjustable headrest for height and headrest pivot to the most comfortable angle



**Adjustable Arm**  
Adjustable arms for height adjustment and sliding the arm rest into the right position



**Adjustable Lumbar Support**

# BODY FLOW OFFICE CHAIR



**Seat Depth adjustment**

- The adjustment for seat depth allows for different body sizes to sit in a correct and healthy posture that allows the feet to rest on floor



- BODY FLOW OFFICE CHAIR**
- Body friendly design provides comfort throughout your working day
  - Tilt Tension** control lets you adjust the ease and rate of the chair's recline while
  - Tilt Lock** lets you lock it in the upright position
  - Waterfall Seat Cushion** slopes slightly downward to help reduce stress on you legs

HLC-0588FX-1



HLC-0588F-1



**Headrest Adjustment**  
A unique structure with out any knobs. You can adjust & pivot the headrest to the height and angle for the most ergonomic position by just pulling the frame into desired position.



**Adjustable Arm**  
Armrest is adjustable for height and sliding to the required ergonomic position.



**Easy Reach Adjustment**  
All levers and adjustments are easy to be reached when seated.



**Back Height Lumbar Support**  
Without any lever or knob, you can adjust the lumbar back to the height required in seating position.

# LIBERTY

## OFFICE CHAIR



H-9699F

### Headrest Adjustment

A unique structure with out any knobs. You can adjust & pivot the headrest to the height and angle for the most ergonomic position by just pulling the frame into desired position.



### Adjustable Arm

Adjustable arms for height adjustment and sliding the arm rest into the right position



### Elastic Lumbar Support

The unique design of lumbar support creates the elasticity to support the lumbar perfectly. It pivots to follow your body movement to keep your spine in its natural posture.



### Synchron Tilt Mechanism

The synchron tilt allows the boby to pivot naturally for optimal position. It can be locked in 5 positions.



### Back Height Adjustment

You can adjust the back of the chair to the optimum height required. Hold the back frame and move it up and down to the comfortable ergonomic height.



### Seat Depth Adjustment

One touch seat-depth adjustment allows the chair to adapt to different body sizes for correct spinal alignment and healthy ergonomic posture position.



# TAURUS OFFICE CHAIR

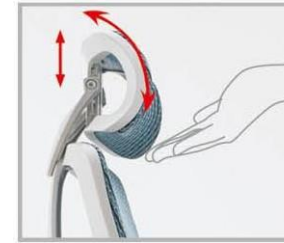


**HLC-1098F**

**HLC-1098FX**

## TAURUS OFFICE CHAIR

- Body friendly design provides comfort throughout your working day
- **Tilt Tension** control lets you adjust the ease and rate of the chair's recline while
- **Tilt Lock** lets you lock it in the upright position
- **Waterfall Seat Cushion** slopes slightly downward to help reduce stress on you legs



### Adjustable Headrest

Adjustable headrest height and pivot headrest to most comfortable angle



### Adjustable Arm

Adjustable arms for height adjustment and sliding the arm rest into the right position



Sliding to left and right



### Adjustable Lumbar Support

Adjust the sliding lumbar back to the most supportive position



### Easy Reach Adjustment

All levers and adjustments are easy to be reached when seated.





HLC-0088F-1K



HLC-0088F-2K

# FREEDOM OFFICE CHAIR



HLC-0088F X-1K



**Headrest Adjustable**  
Adjust the headrest to the correct height and pivot the headrest angle for the most ergonomic position.



**Adjustable Arm**  
Armrest is adjustable for height and sliding to the required ergonomic position.



**Adjustable Lumbar Support**  
Adjust the sliding lumbar back to the most supportive position

# AERON OFFICE CHAIR



HLC-1299F-1

- AERON OFFICE CHAIR**
- Body friendly design provides comfort throughout your working day
  - **Tilt Tension** control lets you adjust the ease and rate of the chair's recline while
  - **Tilt Lock** lets you lock it in the upright position
  - **Waterfall Seat Cushion** slopes slightly downward to help reduce stress on you legs



HLC-1299FX-1



Adjustable Lumbar Support



Height Adjustable Arms

VERUS  
OFFICE CHAIR



Height Adjustable Arms  
Armrest is adjustable for height and sliding to the required ergonomic position.



HLC-1500

- VERUS OFFICE CHAIR
- Body friendly design provides comfort throughout your working day
  - **Tilt Tension** control lets you adjust the ease and rate of the chair's recline while
  - **Tilt Lock** lets you lock it in the upright position
  - **Waterfall Seat Cushion** slopes slightly downward to help reduce stress on you legs

# SETU OFFICE CHAIR



HLC-1168F-1W



HLC-1168F



**High Flexible Mesh**  
Provides strong support for the back with the air circulating freely making the body stay cool hour on hour.



**Locking Mechanism**  
Posture lock offers firm support for the back creating the ideal ergonomic posture.



HLC-1168F-1W



**Headrest Adjustable**  
Adjust the headrest to the correct height and pivot the headrest angle for the most ergonomic position.



**Adjustable Arm**  
Height adjustable



**Flexible Mesh**  
Provides strong support for the back with the air circulating freely making the body stay cool hour on hour.



**Locking Mechanism**  
Posture lock offers firm support for the back creating the ideal ergonomic posture

# SAYL OFFICE CHAIR



**Headrest Adjustable**  
Adjust the headrest to the correct height and pivot the headrest angle to comfortable ergonomic position.



**Support for Lower Back**  
Super strong design that supports the lower back in ergonomically correct posture.



**High Flexible Mesh**  
Provides strong support for the back with the air circulating freely making the body stay cool hour on hour.



**Locking Mechanism**  
Posture lock offers firm support for the back creating the ideal ergonomic posture.

**HLC-1168F-1KW**



**HLC-2699FX-1**



# MIRRA STOOL OFFICE CHAIR

Adjustable backrest and footrest to fit a different range sizes of Children



H-2408FX-5

## MIRRA STOOL OFFICE CHAIR



HLC-1556FX-5

## BAKU OFFICE CHAIR



HLC-1556F

## ERGON OFFICE CHAIR



HLC-0880F-1B

## KLEIN OFFICE CHAIR



HLC-1576

### KLEIN OFFICE CHAIR

- Body friendly design provides comfort throughout your working day
- **Tilt Tension** control lets you adjust the ease and rate of the chair's recline while
- **Tilt Lock** lets you lock it in the upright position
- **Waterfall Seat Cushion** slopes slightly downward to help reduce stress on you legs

## RETRO OFFICE CHAIR



**H-2558L**

### RETRO OFFICE CHAIR

- Body friendly design provides comfort throughout your working day
- **Tilt Tension** control lets you adjust the ease and rate of the chair's recline while
- **Tilt Lock** lets you lock it in the upright position
- **Waterfall Seat Cushion** slopes slightly downward to help reduce stress on you legs

W: [www.colourwisestationery.com](http://www.colourwisestationery.com)  
E: [info@colourwisestationery.com](mailto:info@colourwisestationery.com)  
P: +61 3 9557 7436

### AUSTRALIA OFFICE

A: 75 Premier Drive, Campellfield, Victoria 3061

### NEW ZEALAND OFFICE

A: 7A Hotunui Drive, Mt.Wellington, Auckland 1060

### HONG KONG OFFICE

A: 506-508, Fifth Floor, Fonda Ind'l Bldg, 37-39 Au Pui Wan St, Fo Tan, New Territories

### CHINA OFFICE

A: 3 Block, Sunlight Industry Zone, Anji County, Zhejiang Province